


Sound and Act

Phase 1 skill: Voice Sounds

Aim: Listening and following voice instructions

Why this matters:
Encourages careful listening, interpreting vocal clues, and building focus and sound attention











What you'll need:



- How to do it:**
1. Let your child cut the worksheet tables into strips.
 2. Put the strips into a container and let your child pick one without looking.
 3. Give your child the instructions for making the sound and actions of the animal/object they chose.

- Do this to help:**
1. Demonstrate the sound and action
 2. Take turns, you pick and your child can give the instructions
 3. Use exaggerated movements and sounds

Sound and Act

Picture	What it is	Sound	Act it out
 	Bee	Buzz	Buzz around the room with wiggly arms
 	Frog	Ribbit	Hop like a frog and croak loudly
 	Cat	Meow	Curl up, stretch and purr like a cat
 	Elephant	Trumpet	Make a trumpet sound with your arm as a trunk
 	Dog	Woof	Bark and pretend to jump up
