


Noisy Story Time!

Phase 1 skill: Instrumental Sounds

Aim: Linking sound effects with words and stories

Why this matters:
Boosts hearing memory and creativity; helps children associate sounds with meaning

What you'll need:
Real or handmade household instruments



How to do it:



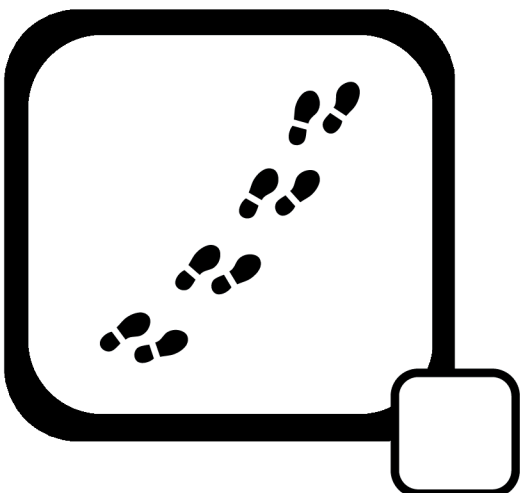
1. Choose a story.
2. Pause at exciting moments and ask, 'what sound would that make?'
3. Make the sounds with your instruments or voices
4. Use the other sheet to tick or draw the sounds

Say this to help:

1. What sound does a twig snap make?
2. Lets make the footsteps sound together?
3. Was that sound loud or quiet?

Noisy Story Time!

What sounds did you make in your story time?



Draw your own sound

Draw your own sound